

DCM-750B_H

SANITARY CUBELET ICE MACHINE/DISPENSER

Item # _____

Project: _____

Qty: _____

*AutoCad available on KCL

DCM-750B_H

10/10

Item # 13227

DIMENSIONS

W x D x H

DCM-750B_H

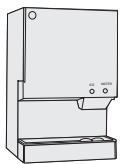
34^{1/16} x 28^{1/2} x 48^{1/16}

SD-700

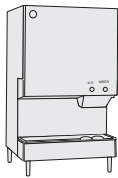
34^{1/4} x 28^{1/4} x 32^{1/2}

SD-750

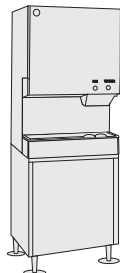
34 x 28 x 32^{3/4}




DCM-750
Countertop



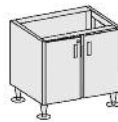
DCM-750
Countertop
with optional
6" legs



DCM-750
Floor Model
with optional
stand



SD-700
optional
stand



SD-750
optional
stand



DCM-750BAH

Air-Cooled

Shown on an optional

SD-750 Stand

DCM-750BWH

Water-Cooled

DCM-750B_H

- CleanCycle12® - Every 12 hours, unit performs 15 minute purge to rid itself of impurities



- Corrosion resistant stainless steel exterior
- Up to 803 lbs. of ice production per 24 hours, with 95 lbs. built-in storage
- Easy to chew, cubelet ice
- Self contained design reducing opportunities for cross contamination
- Dispenses ice and water
- Removable air filters (Air-cooled model only)
- Protected by HoshiGuard Antimicrobial Agent



SD-700 Stand / SD-750 Stand

- Heavy duty stand for floor model icemaker/dispenser
- Corrosion resistant stainless steel exterior
- Easy cleaning with attractive appearance
- Locking doors standard on SD-750

Warranty

Valid in United States, Canada, Puerto Rico, & U.S. Territories. Contact factory for warranty in other countries.

Three Year - Parts & Labor on entire machine. (Serial numbers Vxxxxx) and after.)

Five Year - Parts on: Compressor, air-cooled condenser.



ISO9001-ISO14001

© HOSHIZAKI AMERICA, INC.

618 Hwy. 74 S., Peachtree City, GA 30269

TEL 1-800-438-6087

FAX 1-800-345-1325

www.hoshizaki.com



H

DCM-750B_H SANITARY CUBELET ICE MACHINE/DISPENSER

DIMENSIONS W x D x H

DCM-750B_H	34 ^{1/16"}	x 28 ^{1/2"}	x 54 ^{1/16"}
SD-700	34 ^{1/4"}	x 28 ^{1/4"}	x 32 ^{1/2"}
SD-750	34	x 28	x 32 ^{3/4"}

- Sanitary Cubelet ice machine/dispenser
- Optional stand
- Optional stand with locking doors

AIR-COOLED

Water Temp° F.	50°	70°	90°	
Air Temp° F.	70°	803	770	726
80°	684	645	608	
90°	573	567	509	

WATER-COOLED

Water Temp° F.	50°	70°	90°	
Air Temp° F.	70°	744	719	708
80°	696	684	673	
90°	662	654	640	

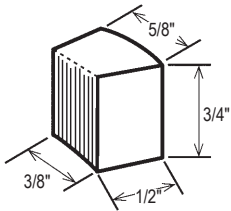
UTILITY CONSUMPTION

Model Number	KWH per 100 LBS. 90/70	Potable Water Gal. per 100 lbs.
DCM-750BAH	6.3	12.0
DCM-750BWH	5.1	12.0

SPECIFICATIONS

Model Number	Condenser	Amperage	Min. Circuit Ampacity	Shipping Weight
DCM-750BAH	Air-Cooled	20.4	20	405 lbs.
DCM-750BWH	Water-Cooled	19.5	20	405 lbs.
SD-700	N/A	N/A	N/A	165 lbs.
SD-750	N/A	N/A	N/A	125 lbs.

CUBELET DIMENSIONS



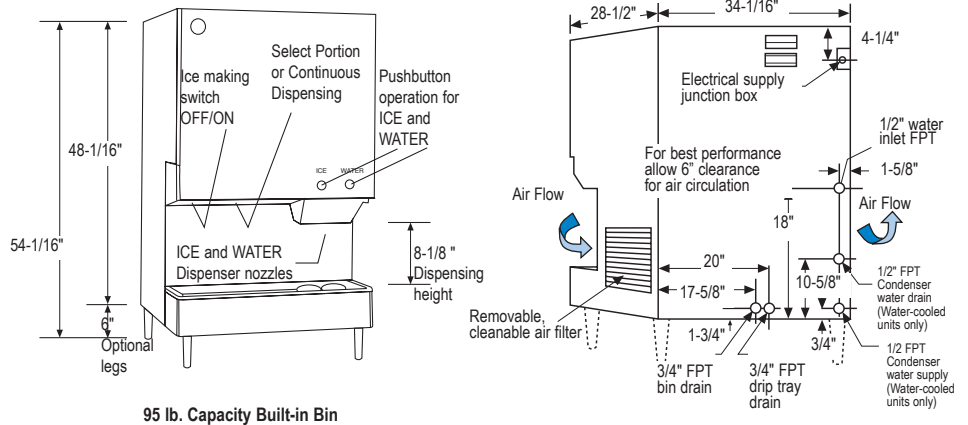
ELECTRICAL & PLUMBING/DCM-750B_H

- 115V/60/1
- 20 amp Max Fuse Size
- 1/2" OD copper or equivalent independent water supply
- 3/4" independent drain connection

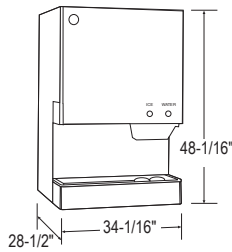


© HOSHIZAKI AMERICA, INC.

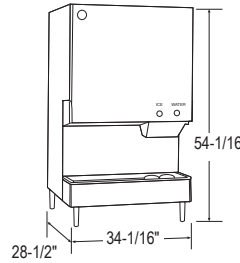
618 Hwy. 74 S., Peachtree City, GA 30269



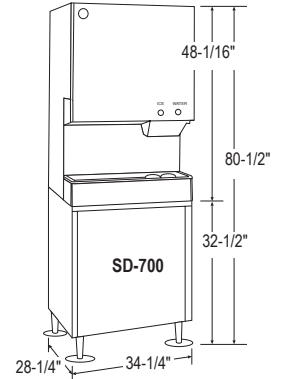
95 lb. Capacity Built-in Bin



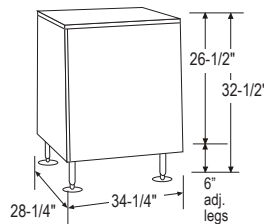
Counter Top



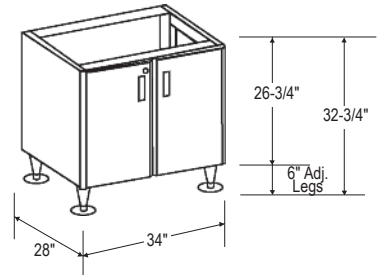
Counter Top



Floor Model with Optional Stand



SD-700



SD-750

OPERATING LIMITS

• Ambient Temp Range	45 - 100°F
• Water Temp Range	45 - 90°F
• Water Pressure	10 - 113psig
• Voltage Range	104 - 127V

SERVICE

- Panels easily removed and all components accessible for service.
- Removable/cleanable air filter. (Air-cooled model only)

